

Evaluation of the President

2006/07 Academic Year
As Per Senate Prop. 42-04



Presentation to University Senate
March 21, 2007

Q1: Summary of Responses

Faculty	Staff	Unknown	Total
51	50	3	104
49%	48%	3%	

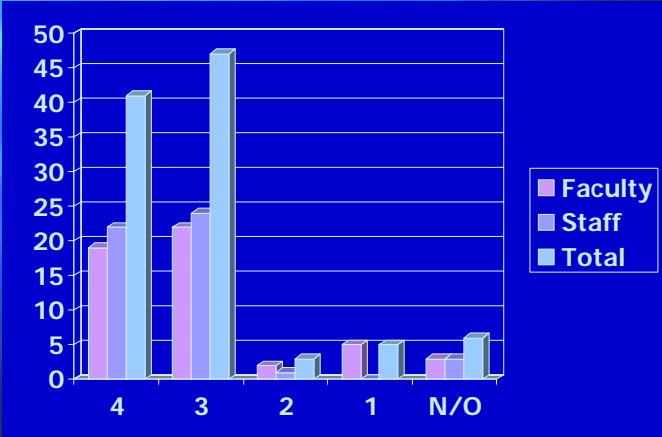
Total Faculty	381	Faculty Response	13%
Total Staff	503	Staff Response	10%

29 fewer faculty responses than 2006. 22 fewer staff responses than 2006.

Responses to Questions

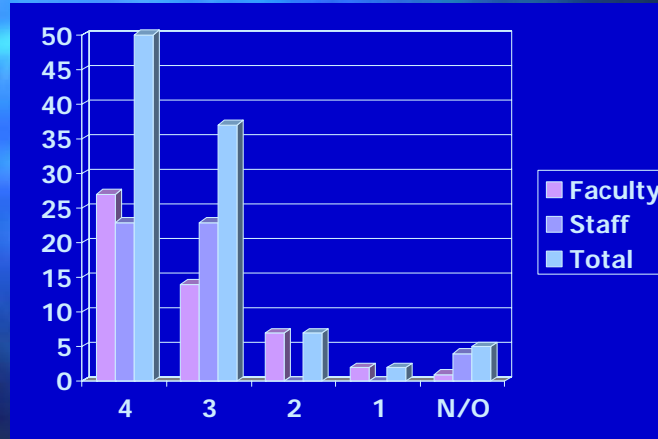
- 4 = Strongly Agree
- 3 = Agree
- 2 = Disagree
- 1 = Strongly Disagree
- N/O = No Opinion

Q2: The President supports quality educational programs.



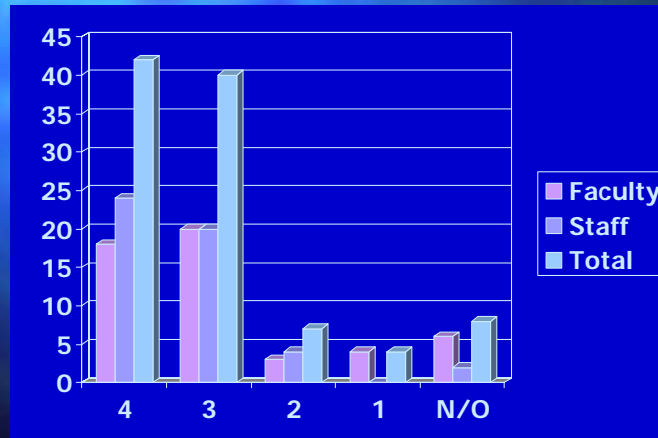
Total Mean: 3.29 – Faculty Mean 3.15 – Staff Mean 3.45

Q3: The President supports quality research activities.



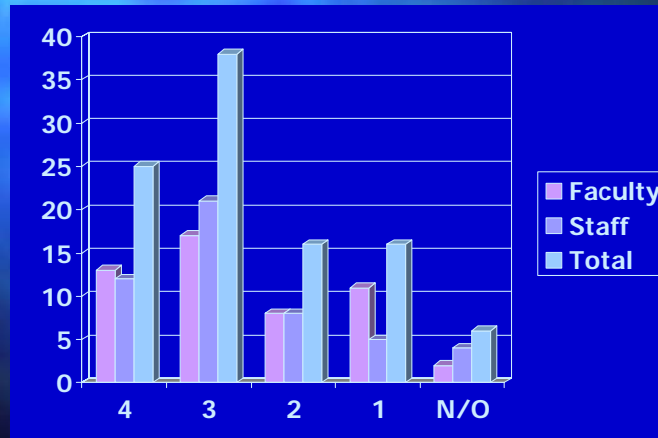
Total Mean: 3.41 – Faculty Mean 3.32 – Staff Mean – 3.50 Highest Mean Value

Q4: The President represents the University well to alumni, legislators, the local community, and the citizens of Michigan.



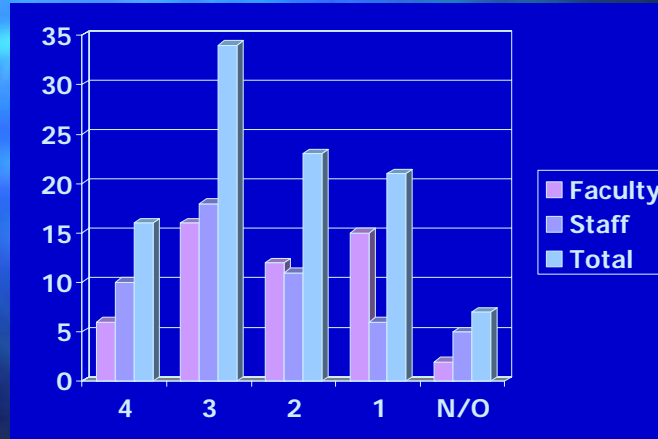
Total Mean: 3.29 – Faculty Mean 3.16 – Staff Mean 3.42

Q5: The President provides effective leadership in addressing compensation issues and working conditions for faculty and staff.



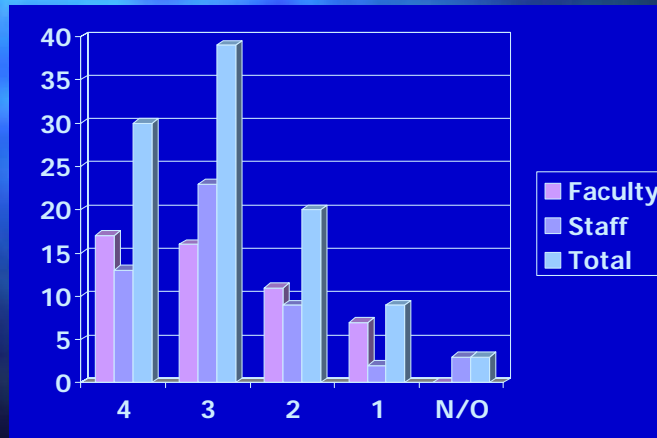
Total Mean: 2.76 - Faculty Mean 2.65 – Staff Mean 2.87

Q6: The President maintains an effective senior administration team.



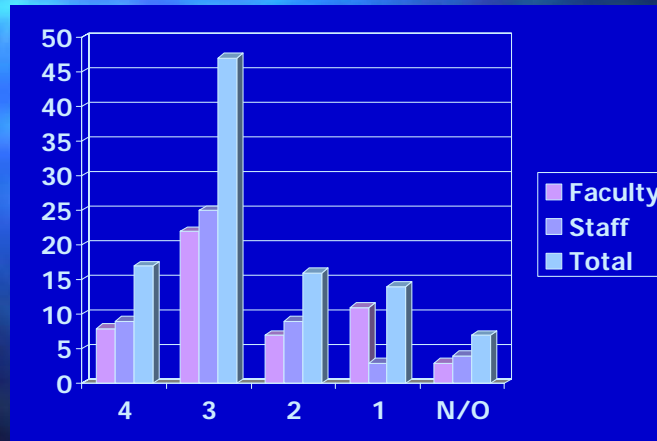
Total Mean: 2.48 – Faculty Mean 2.27 – Staff Mean 2.71 Lowest Mean Value

Q7: The President clearly communicates University priorities and policies to faculty, staff and students.



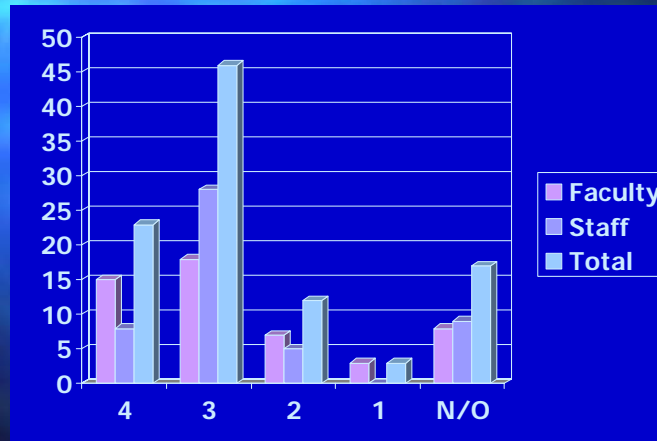
Total Mean 2.92 – Faculty Mean 2.84 – Staff Mean 3.00

Q8: The President invites and incorporates input on university priorities and policies from faculty, staff and students.



Total Mean 2.71 – Faculty Mean 2.56 – Staff Mean 2.87

Q9: The President balanced the budget in a manner consistent with the strategic plan.



Total Mean 3.06 – Faculty Mean 3.05 – Staff Mean 3.07

Written Responses

- Question 10: Which of the President's responsibilities has he discharged well over the past year?
- Question 11: Which of the responsibilities has he not discharged well?
- Question 12: Are the current goals and strategies mentioned by the president in his statement appropriate and achievable goals and strategies for the university? Are there other goals or strategies the university should be pursuing?

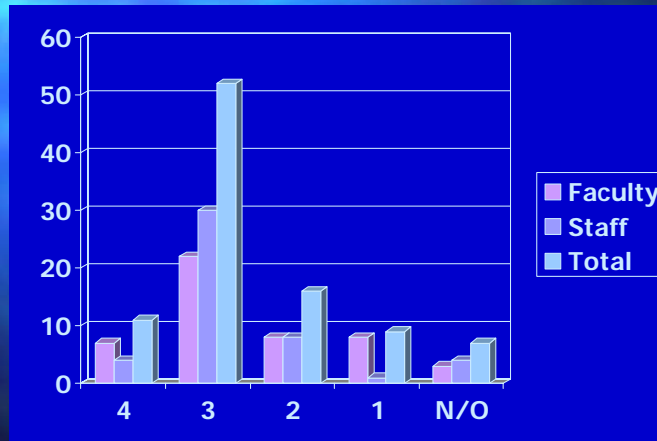
Written Responses

- Question 13: What else could the President be doing to help the university achieve its mission?
- Question 14: What are the most important issues facing the university today and is the President adequately addressing them?
- Question 15: What is the one most important thing the President could do to help the university achieve its mission?
- Question 16: What is your vision for Michigan Tech?

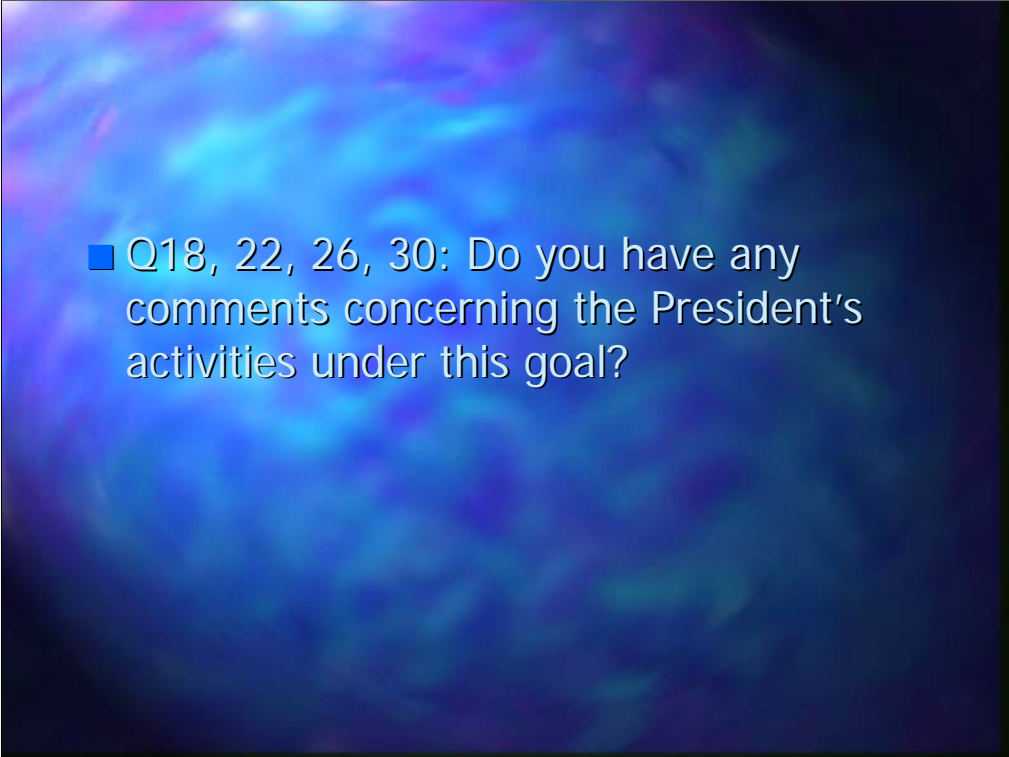
Board of Control Presidential Evaluation Criteria

- 1. Articulating Vision
- 2. Balanced Budget
- 3. Enrollment – 7000 in 2007
- 4. 20% increase in financial contributions;
10% increase in research funding.
- 5. Comprehensive communication plan
- 6. Leadership team; evaluation & controls
- 7. Economic development – 5% more jobs
related to technology developed at MTU

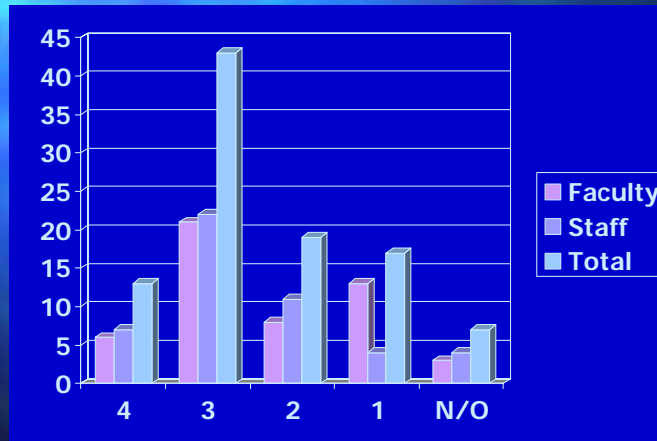
Q17: The President has effectively met or exceeded these Board of Control criteria to date this academic year.



Total Mean 2.74 – Faculty Mean 2.62 – Staff Mean 2.86

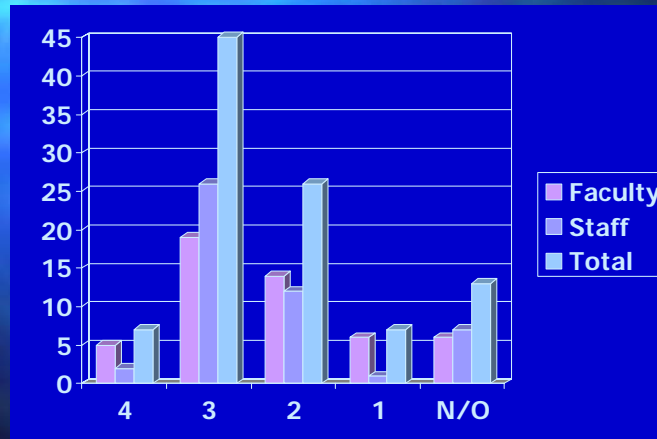
- 
- Q18, 22, 26, 30: Do you have any comments concerning the President's activities under this goal?

Q19: The President has provided an outstanding work environment and support opportunities for all members of the Michigan Tech Community.



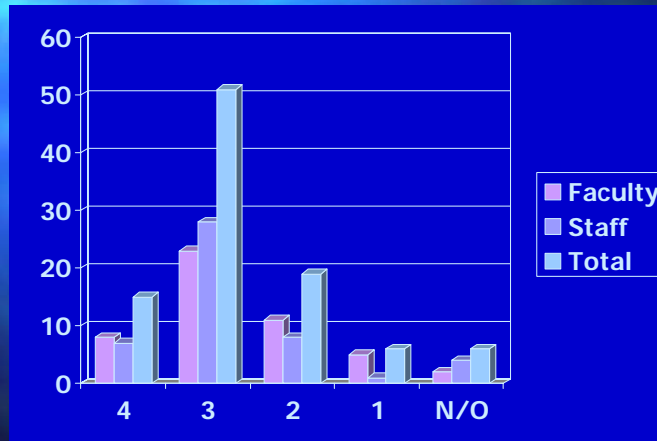
Total Mean 2.55 – Faculty Mean 2.42 – Staff Mean 2.73

Q20: The President has increased the diversity of our faculty, staff and students.



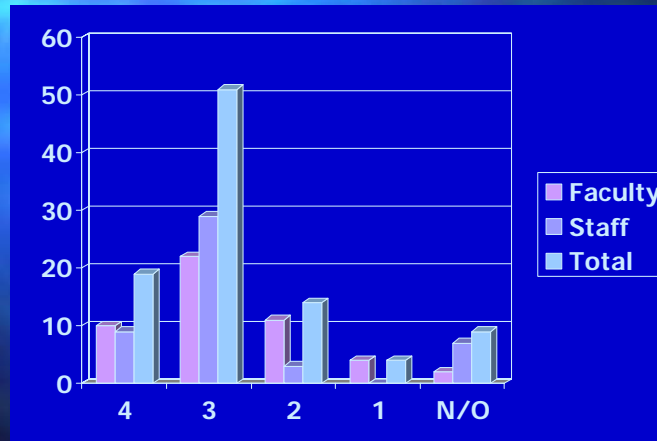
Total Mean 2.62 – Faculty Mean 2.52 – Staff Mean 2.71 Fewest number of ‘Strongly Agree’s

Q21: The President has provided exceptional facilities and an aesthetically pleasing environment.



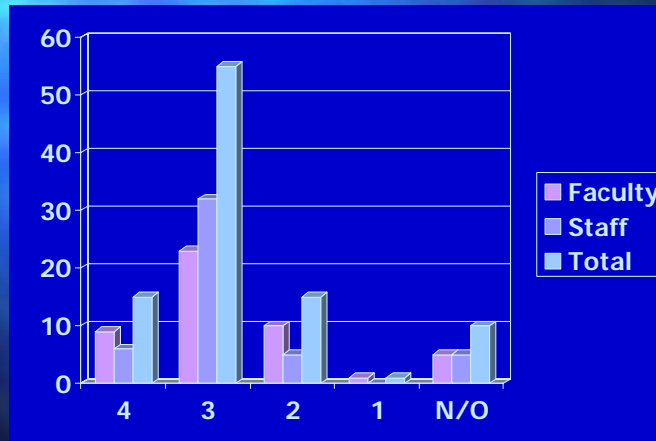
Total Mean 2.83 – Faculty Mean 2.72 – Staff Mean 2.93

Q23: The President has provided dynamic experiential learning that integrates instruction, research and innovation in undergraduate and graduate programs.



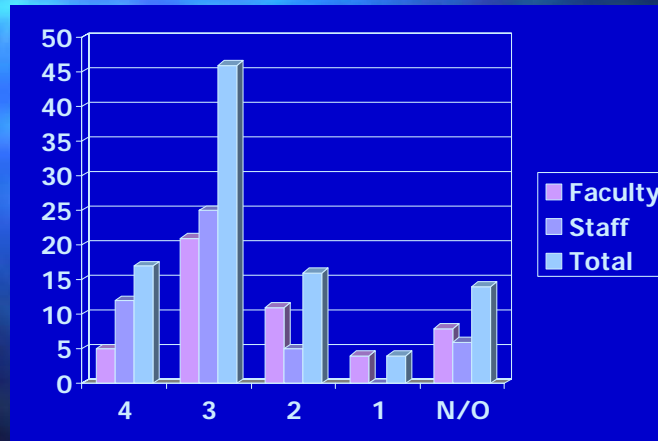
Total Mean 2.97 – Faculty Mean 2.81 – Staff Mean 3.15

Q24: The President has developed undergraduate and graduate programs in new and emerging areas.



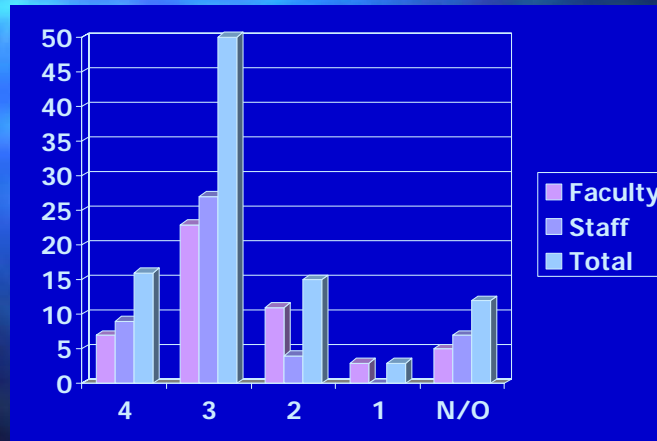
Total Mean 2.95 – Faculty Mean 2.93 – Staff Mean 3.02

Q25: The President has provided exemplary student life activities.



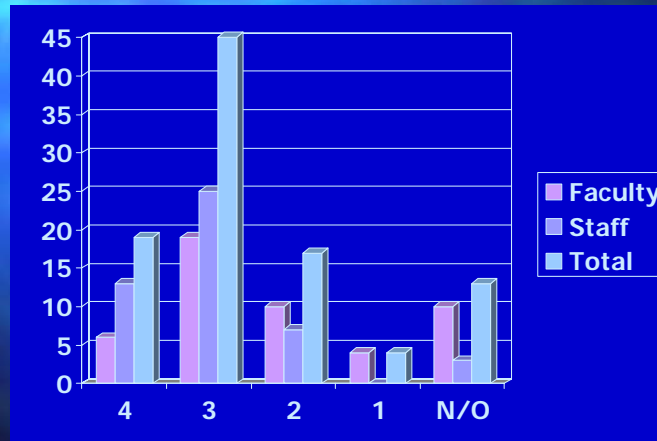
Total Mean 2.92 – Faculty Mean 2.66 – Staff Mean 3.17

Q27: The President has increased interdisciplinary initiatives to expand knowledge and address societal needs.



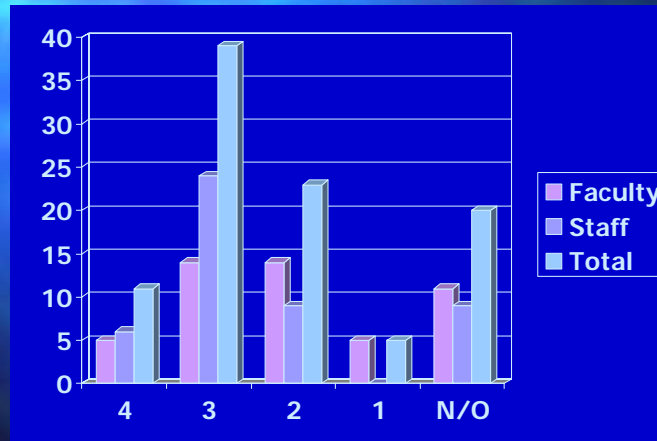
Total Mean 2.94 – Faculty Mean 2.77 – Staff Mean 3.13

Q28: The President has promoted economic development and innovation in Michigan and the nation.



Total Mean 2.93 – Faculty Mean 2.69 – Staff Mean 3.13

Q29: The President has effectively addressed societal needs through global partnerships.



Total Mean 2.72 – Faculty Mean 2.50 – Staff Mean 2.92 Greatest number of ‘No Opinions’

Q31. Are there any questions this survey should ask?

- 18 suggested questions
- Several comments
- Committee will review for next year

Acknowledgements

- Administrative Policy Committee
 - Debra Bruch
 - Pat Gotschalk
 - Brenda Helminen, Chair
 - Joe Holles
 - Jim Turnquist
- Senate Office
 - Paige Hackney & Judi Smigowski