

Sponsored Program Summary
3rd Qtr FY15 Activities
May, 2015

Dave Reed
Vice President for Research

Michigan Tech

Outline

- Sponsored Awards, 3rd Qtr FY15
- Research Expenditures, 3rd Qtr FY15
- Intellectual Property/Commercialization, 3rd Qtr FY15
- Corporate Sponsorship, 3rd Qtr FY15
- Crowdfunding Update [superiorideas.org]

Michigan Tech

Sponsored Awards, 3rd Qtr FY15

Sponsor	Proposals Submitted		Awards Received		Awards Received (\$)		Variance \$	Variance %
	FY '15 as of 3/31	FY '14 as of 3/31	FY '15 as of 3/31	FY '14 as of 3/31	FY '15 as of 3/31	FY '14 as of 3/31		
NASA	65	56	24	20	1,985,135	1,235,961	749,174	60.6%
National Science Foundation	181	171	54	49	8,612,724	7,177,331	1,435,393	20.0%
US Department of Agriculture	41	45	52	43	1,665,942	1,336,303	329,639	24.7%
US Department of Defense	56	54	37	63	9,276,434	7,313,660	1,962,774	26.8%
US Department of Education	1	-	1	-	51,224	-	51,224	-
US Department of Energy	25	21	10	9	738,769	543,726	195,043	35.9%
US Department of HHS	35	35	11	9	1,730,187	1,012,014	718,173	71.0%
US Department of Transportation	25	18	20	14	2,622,164	2,129,406	492,758	23.1%
Other Federal Agencies*	32	45	18	26	1,398,990	1,568,808	-169,818	-10.8%
Federal Agency Total	461	445	227	233	28,081,569	22,317,209	5,764,360	25.8%
State of Michigan	33	23	31	16	2,690,069	2,171,622	518,447	23.9%
Industrial	152	178	144	167	7,192,933	5,580,180	1,612,753	28.9%
Foreign	22	14	10	5	712,216	225,745	486,471	215.5%
All Other Sponsors	64	67	29	34	849,589	1,253,686	-404,097	-32.2%
Subtotal	732	722	441	455	39,526,376	31,548,442	7,977,934	25.3%
Gifts**	-	-	265	295	6,465,537	2,503,103	3,962,434	158.3%
Crowd-Funding	-	-	22	12	28,626	15,782	12,844	81.4%
Grand Total	732	722	728	762	\$46,020,539	\$34,067,327	\$11,953,212	35.1%

Michigan Tech

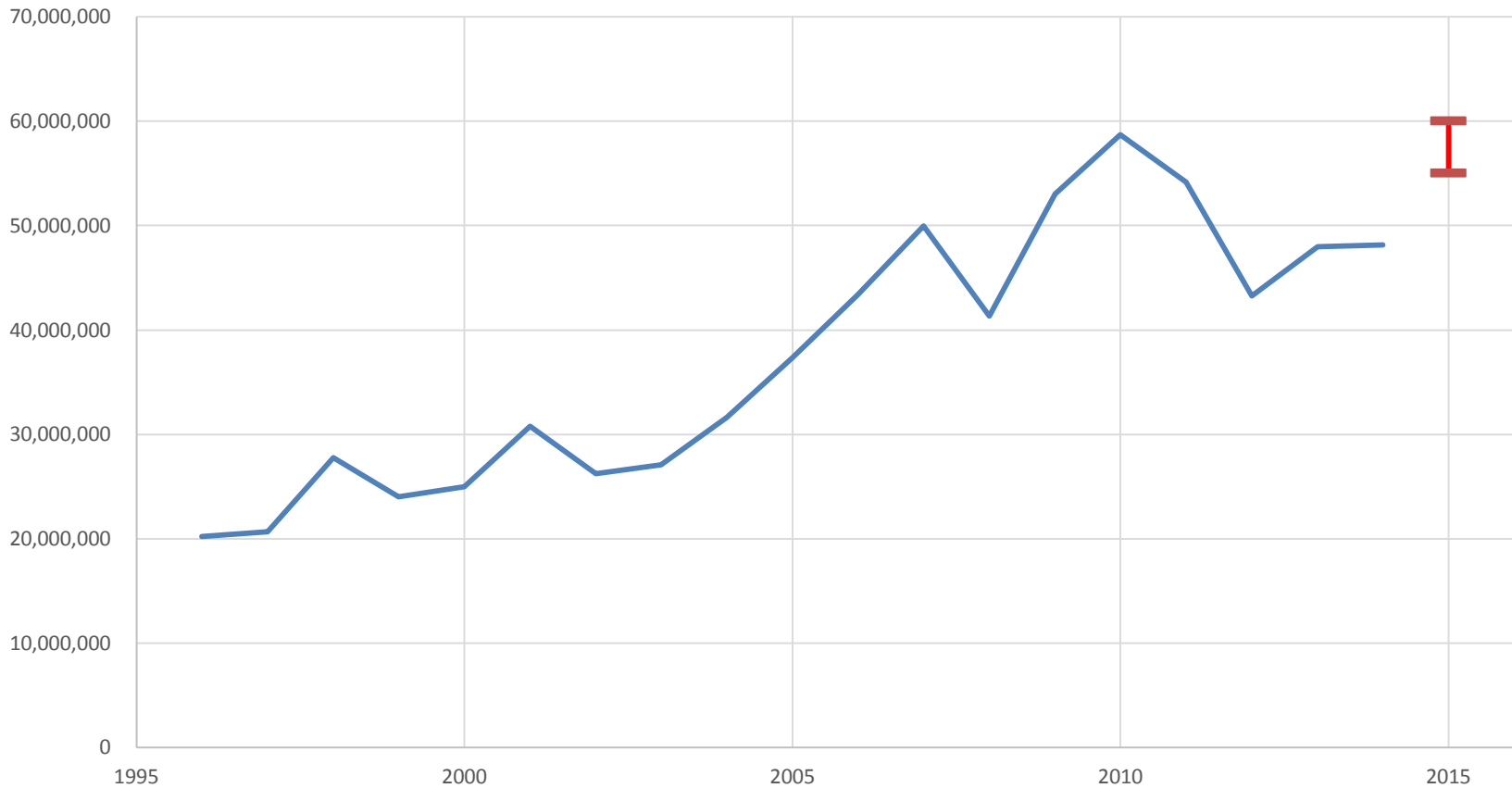
Sponsored Awards, 3rd Qtr FY15

Sponsor	Proposals Submitted		Awards Received		Awards Received (\$)		Variance \$	Variance %
	FY '15 as of 3/31	FY '14 as of 3/31	FY '15 as of 3/31	FY '14 as of 3/31	FY '15 as of 3/31	FY '14 as of 3/31		
NASA	65	56	24	20	1,985,135	1,235,961	749,174	60.6%
National Science Foundation	181	171	54	49	8,612,724	7,177,331	1,435,393	20.0%
US Department of Agriculture	41	45	52	43	1,665,942	1,336,303	329,639	24.7%
US Department of Defense	56	54	37	63	9,276,434	7,313,660	1,962,774	26.8%
US Department of Education	1	-	1	-	51,224	-	51,224	-
US Department of Energy	25	21	10	9	738,769	543,726	195,043	35.9%
US Department of HHS	35	35	11	9	1,730,187	1,012,014	718,173	71.0%
US Department of Transportation	25	18	20	14	2,622,164	2,129,406	492,758	23.1%
Other Federal Agencies*	32	45	18	26	1,398,990	1,568,808	-169,818	-10.8%
Federal Agency Total	461	445	227	233	28,081,569	22,317,209	5,764,360	25.8%
State of Michigan	33	23	31	16	2,690,069	2,171,622	518,447	23.9%
Industrial	152	178	144	167	7,192,933	5,580,180	1,612,753	28.9%
Foreign	22	14	10	5	712,216	225,745	486,471	215.5%
All Other Sponsors	64	62	29	34	849,589	1,253,686	-404,097	-32.2%
Subtotal	732	722	441	455	39,526,376	31,548,442	7,977,934	25.3%
Gifts**	-	-	265	295	6,465,537	2,503,103	3,962,434	158.3%
Crowd-Funding	-	-	22	12	28,626	15,782	12,844	81.4%
Grand Total	732	722	728	762	\$46,020,539	\$34,067,327	\$11,953,212	35.1%

FY14 Total \$48.2 MM

Michigan Tech

Awards History, 1996-2014



Michigan Tech

Research Expenditures, 3rd Qtr FY15

College/School/Division	FY2015	FY2014	Variance	%
Administration*	2,815,260	3,630,782	(815,522)	-22.5%
College of Engineering	18,879,133	18,025,071	854,062	4.7%
College of Science & Arts	10,875,688	10,134,996	740,692	7.3%
Institute for Leadership and Innovation (ILI)	204,164	297,367	(93,203)	-31.3%
Keweenaw Research Center (KRC)	4,617,231	6,230,218	(1,612,987)	-25.9%
Michigan Tech Research Institute (MTRI)	6,808,150	7,796,063	(987,913)	-12.7%
School of Business & Economics	1,274,988	1,131,587	143,401	12.7%
School of Forest Resources & Environmental Science	4,111,550	4,230,307	(118,757)	-2.8%
School of Technology	361,175	347,893	13,282	3.8%
Total	49,947,339	51,824,284	(1,876,945)	-3.6%

Michigan Tech

Intellectual Property, 3rd Qtr FY15

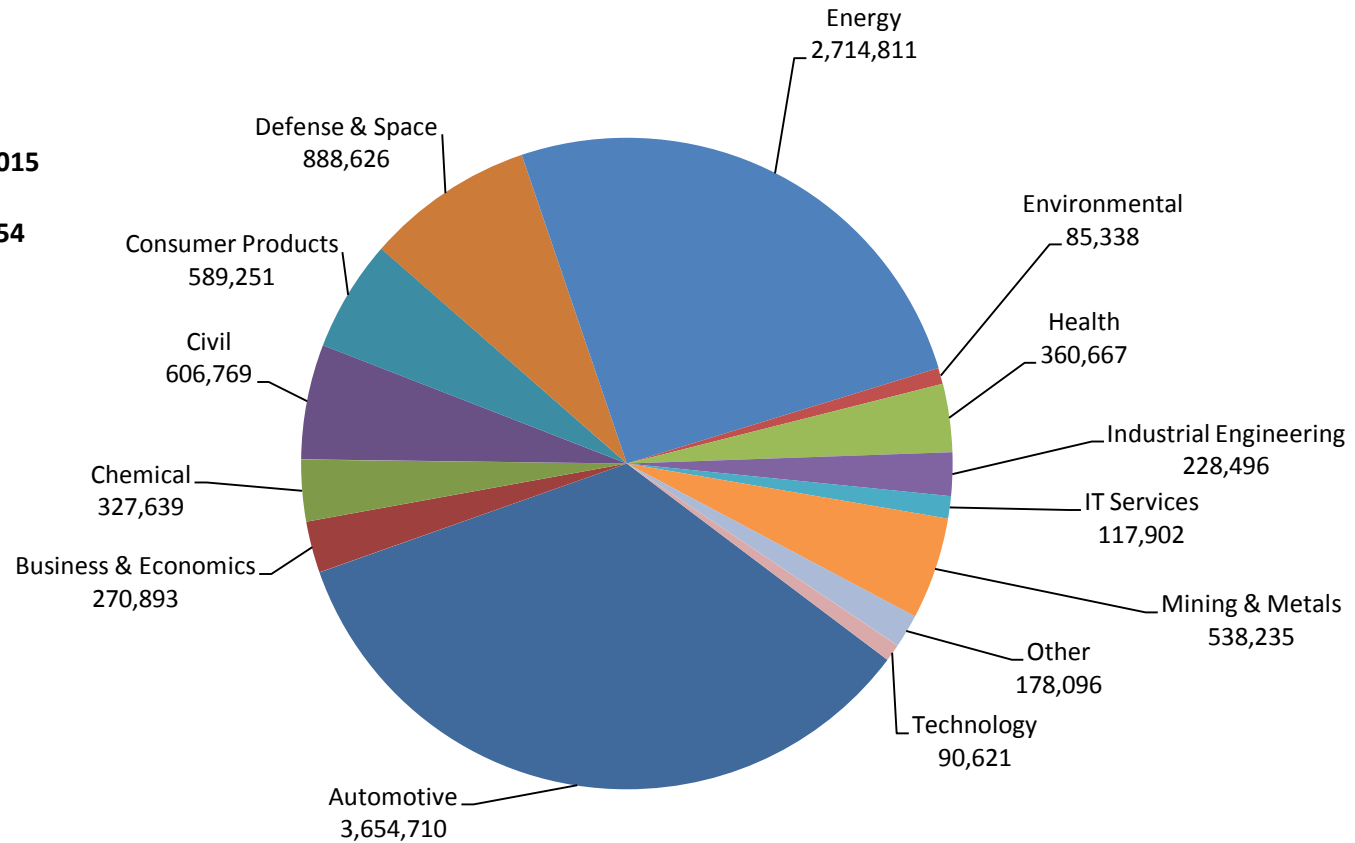
	FY15	FY14	Variance
Disclosures Received	26	32	-18.8%
Nondisclosure Agreements	94	74	27.0%
Patents Filed or Issued	13	18	-27.8%
License Agreements	8	8	0.0%
Gross Royalties	234,394	224,713	4.3%

Michigan Tech

3rd Qtr FY15 Corporate Sponsorship

Sponsored Awards
-Industry-
COMBINED*
Fiscal Year 2015
3rd Quarter
Ended March 31, 2015

TOTAL: \$10,652,054



Michigan Tech

Crowdfunding

- Crowdfunding: *Numerous people individually contribute small amounts of money to collectively support a common goal.*
- **Superiorideas.org** launched in October, 2012 by Michigan Tech as a crowdfunding site to collect charitable contributions to support research and public service activities.

Michigan Tech




Fund real research. | Submit your project. | Why fund our projects?

Search

ABOUT US | CONTACT | LOG IN | REGISTER


Featured Projects



Pavlis Institute - Into India Projects 2015
by Evan Fernandez

Several projects will be explored while in Chennai, India. These projects include creating a play area for a local school, checking on the efficiency of a biochar filtration system that was previously installed, looking into a small solar powered system for a local school, and starting a


90	0%	\$0
days left	funded	given



Reducing bird-window collisions through science, art, & design
by Amber Roth, Lisa Johnson, Andrew Meyer

The Michigan Tech campus is positioned within a major migratory route for many bird species and thus many of these birds are at risk of window collisions with campus buildings. This project creates research and creative

56	2%	\$175
days left	funded	given



Tropical Responses to Altered Climate Experiment (TRACE)
by Molly Cavaleri, Sasha Reed, Tana Wood

Tropical forests contain ~25% of Earth's terrestrial biomass and exchange more carbon (C) and energy with the atmosphere than any other biome. As such, our poor understanding of how tropical forests will respond to projected increased temperatures severely constrains

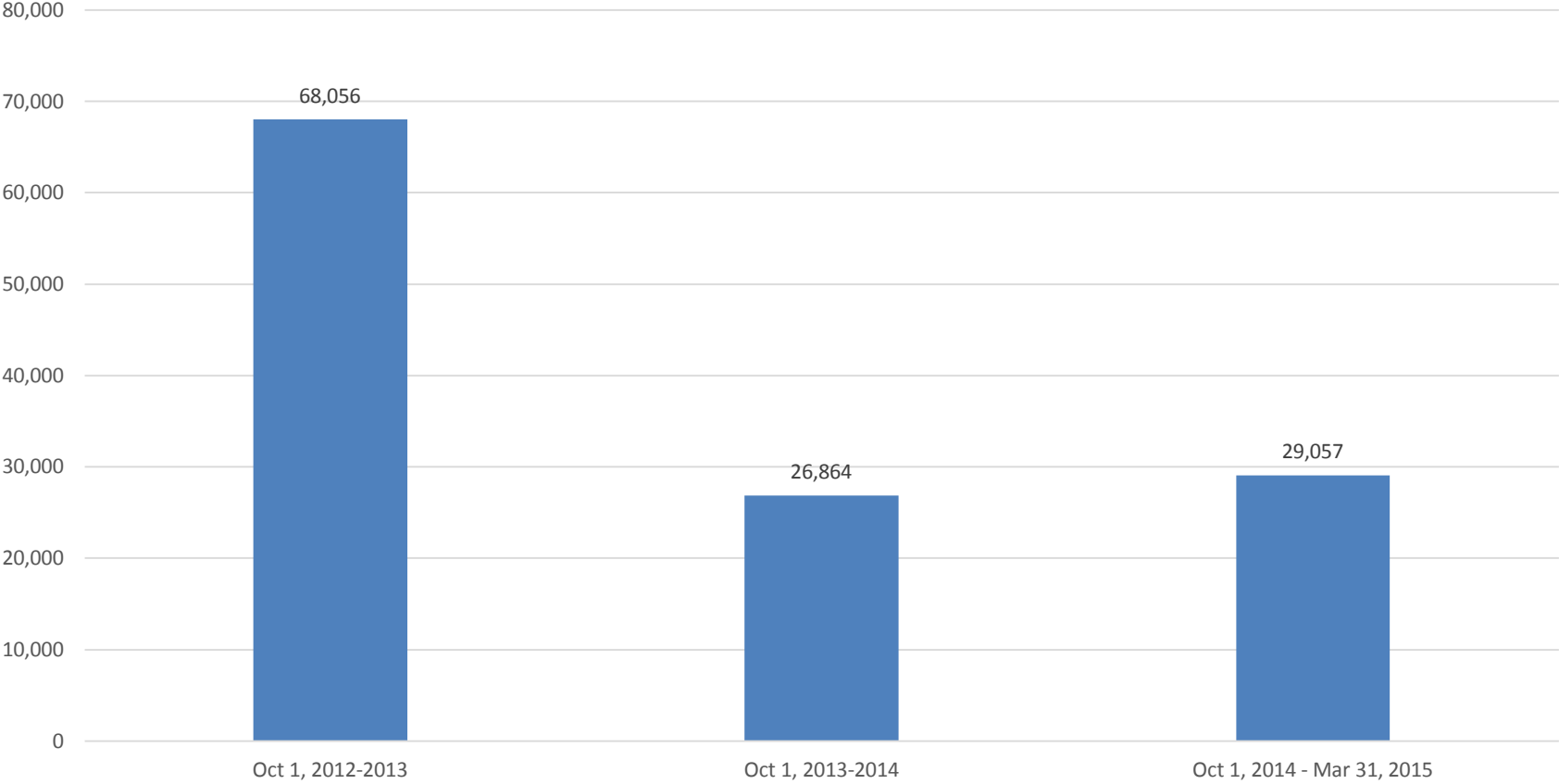
52	7%	\$560
days left	funded	given

Feedback

Michigan Tech

Crowdfunding

Funds Raised per Year



Michigan Tech



http://www.superiorideas.org Women in Engineering (WI... x

File Edit View Favorites Tools Help

- Experience college life—stay in a residence hall, explore campus, and meet other young women with similar backgrounds and interests.
- Enjoy team competitions, a variety show, and tons of outdoor activities in Michigan's beautiful Keweenaw Peninsula.

This program needs your sponsorship to provide opportunities to as many future female engineers as possible. Students applying for WIE are highly competitive and motivated young women. They come from around the country and widely varying backgrounds to ignite their passion and engage in an experience that will shape their lives and benefit society.

Corporate Sponsors

Ask a Question or Leave a Comment

Please [log in](#) or [register](#) to post questions or comments.

attend WIE

\$100+ 3 Funders

Thank you card, photo of students

\$500+ 2 Funders

Souvenir mug

\$1,000+ 2 Funders

Hand-written thank you letter from :

\$2,500+ 2 Funders

T-shirt

\$5,000+ 2 Funders

Gift sponsorship (logo on t-shirt, ba

\$10,000+ 2 Funders [Feedback](#)

Michigan Tech

File Edit View Favorites Tools Help

Share 105 Tweet 13 LinkedIn Share 0 Google + 0 Reddit 0 Email 0

Reducing bird-window collisions through science, art, & design

Researcher(s): [Amber Roth](#), [Lisa Johnson](#), [Andrew Meyer](#)
Institution: [Michigan Technological University](#)

Funders (6)

Views (274)

Why This Project Is Important

Bird migration is one of the great wonders of the world. Sadly hundreds of millions of birds are killed by collisions with buildings, primarily windows, in the United States every year. Help fund this project to identify problematic buildings on the Michigan Tech University campus and to help develop design artistic and aesthetic design solutions that will reduce bird-window collisions.

Copper Country Audubon Club Donation Match

The Copper Country Audubon Club will match the first \$2000 donated! This will bring our potential total project value up to \$10,000.

Project Description

The Michigan Tech campus is positioned within a major migratory route for many bird species and thus many of these birds are at risk of window collisions with campus buildings. In 2014, Michigan Tech students and staff began to survey buildings on campus to determine the impact windows have on bird mortalities during migration. We learned that bird mortalities are not proportional to the window area of a building. Something more is going on. One hypothesis is that we are not finding carcasses at some buildings because they have high scavenger rates. In other words, scavengers such as gulls, crows, and squirrels may be removing the dead birds before we can find them. Thus our estimated mortality at some



\$175
of \$8,000 fund goal
The average donation for this project is \$29

56 days left	2% funded	\$25 last
-----------------	--------------	--------------

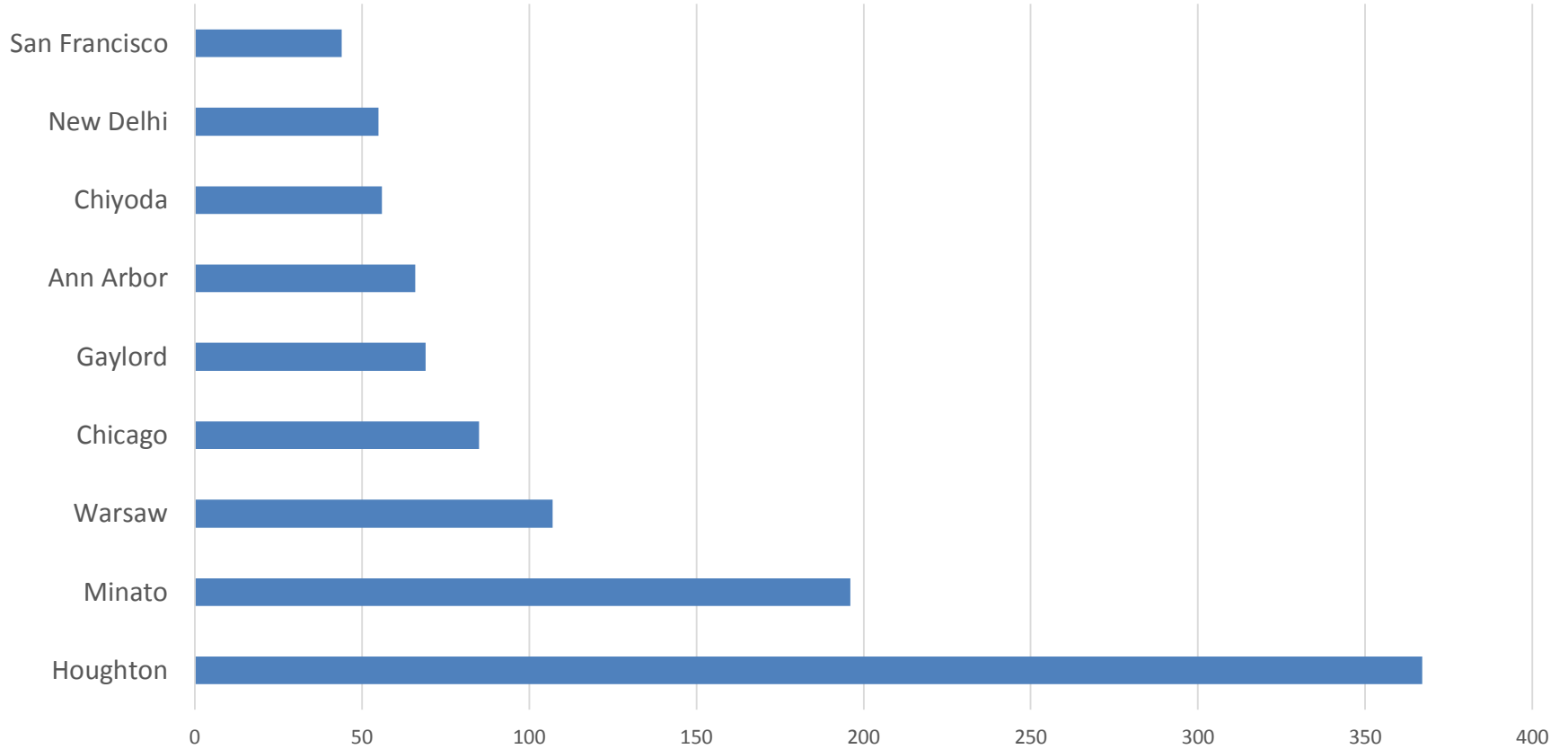
CONTRIBUTE NOW

What Your Donation Can Help Us [Feedback]

Michigan Tech

Crowdfunding

Pageviews by City (excluding campus users)
Jan 31 - Mar 31, 2015

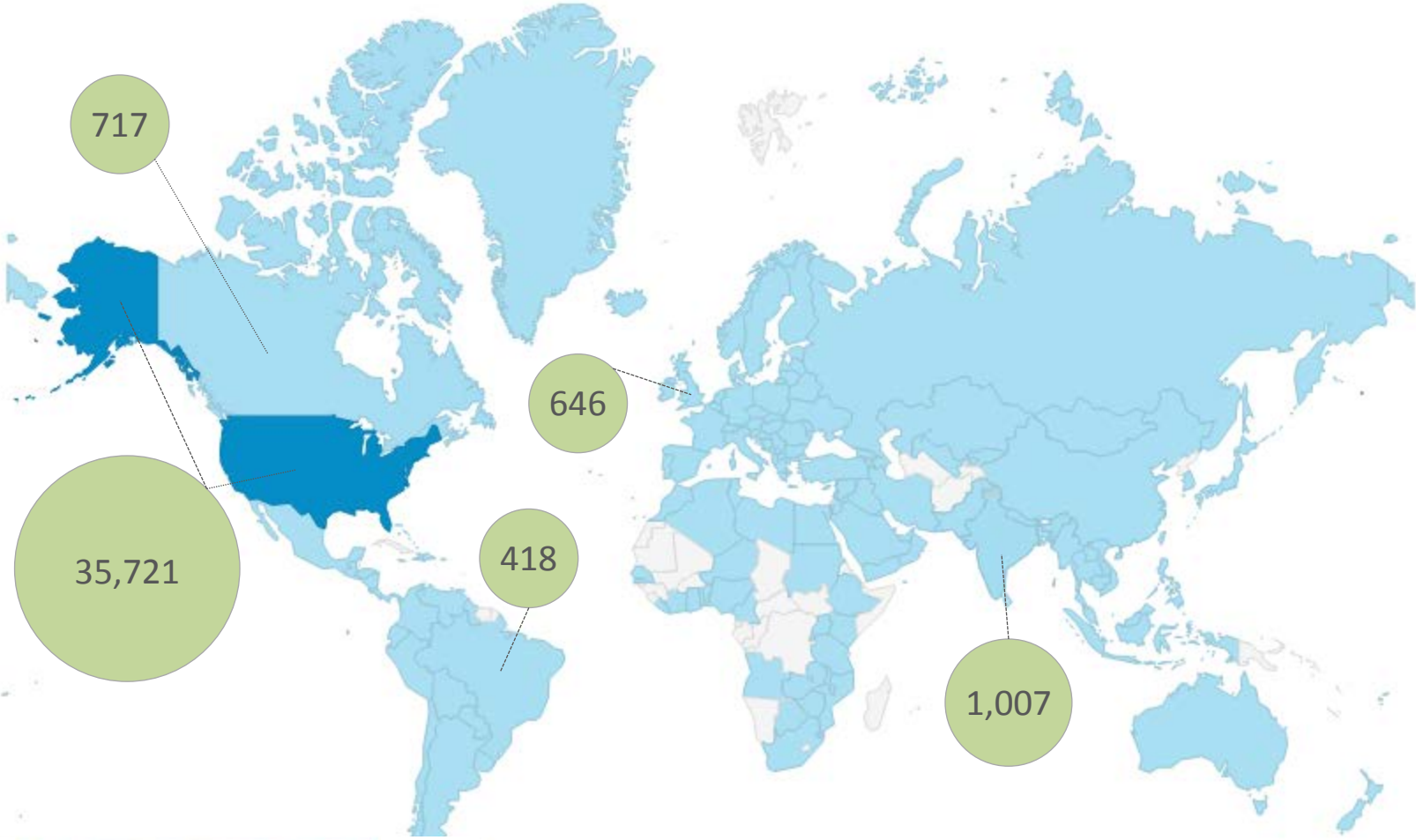


Michigan Tech

Crowdfunding

- **Minato** (港区, *Minato-ku*^[2], "Harbor") is a [special ward](#) located in [Tokyo](#), Japan. It is also called **Minato City** in English. As of 1 April 2013, it has an official [population](#) of 232,786,^[1] and a [population density](#) of 11,444.40 persons per km². The total area is 20.34 km².^[2] Minato hosts 49 embassies. It is also home to various companies, including [Honda](#), [Mitsubishi Heavy Industries, Ltd.](#), [Mitsubishi Motors Corporation](#), [NEC](#), [Sony](#),^[3] [Fujitsu](#)^[4] and [Toshiba](#).
- **Chiyoda** (千代田区, *Chiyoda-ku*^[2]) is a [special ward](#) located in central [Tokyo Metropolis, Japan](#). In English, it is called **Chiyoda City**.^[1] Chiyoda consists of the [Imperial Palace](#) and a surrounding radius of about a kilometer. As of October 2007, the ward has an estimated [population](#) of 45,543 and a [population density](#) of 3,912 people per km², making it by far the least populated of the special wards. The total area is 11.64 km², of which the [Imperial Palace](#), [Hibiya Park](#), [National Museum of Modern Art](#), and [Yasukuni Shrine](#) take up approximately 2.6 km², or 22% of the total area.

Superior Ideas Sessions October 10, 2012 – April 13, 2015



1  35,721

43,374 sessions total, 26,354 unique users, and 114,1380 page views

Countries with 200+ sessions include Germany, Italy, Australia, and Spain.

Michigan Tech